

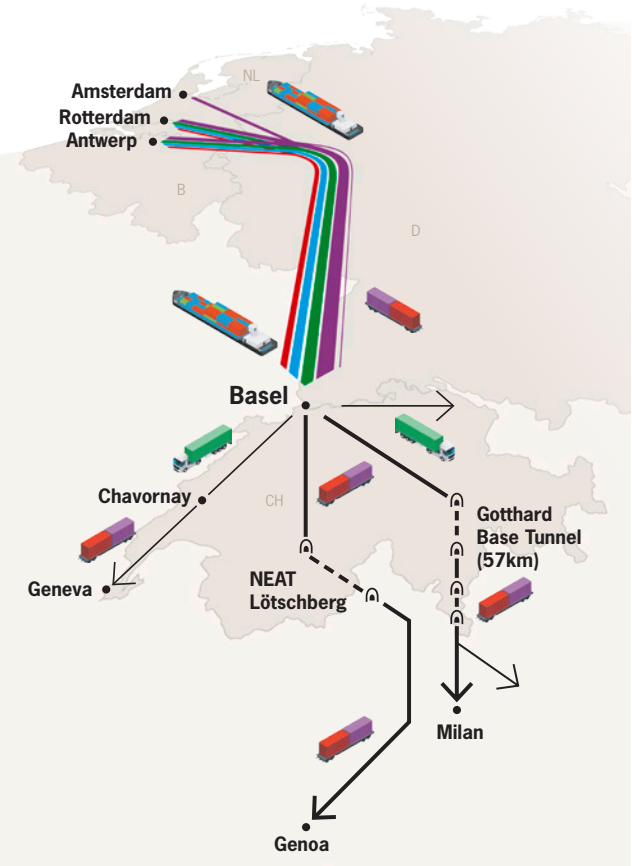
Worldwide Connected

Containernetwork

Ship departures:		
Contargo	4 × per week	www.contargo.net
Danser	3 × per week	www.danser.ch
Blue Arrow Line	2 × per week	www.bluearrowline.ch
Tango Shipping Line	2 × per week	www.tangoshippingline.ch
Others	1–3 × per week	

Train departures:		
Contargo (via Emmerich)	3 × per week	www.contargo.net

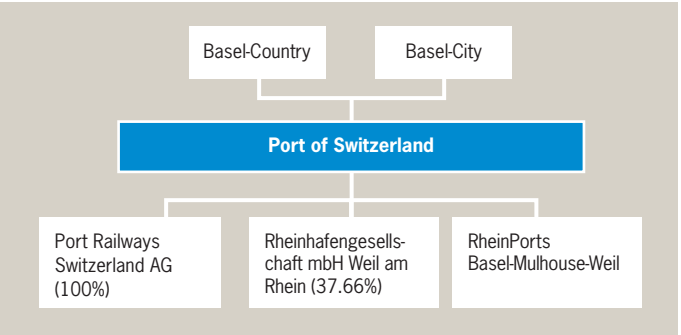
Freight corridor Rotterdam–Basel–Genoa



Corporate Bodies of Port of Switzerland

Board of Administration	Management
Dr. Benedikt Weibel , President	Hans-Peter Hadorn , Director
Thomas Weber , Vice President (Canton BL)	Martin Nusser , Ass. Director, Head Finances and Administration
Christoph Brutschin , Member (Canton BS)	Roland Blessinger , Head Navigation and Port Operations
Martin Dätwyler , Member	Sabine Villabruna , Head Sites and Port Railways
Jürg Rämi , Member	
Alexandra Mungenast , Secretary	

Company and Owner Structure



Mandate of Port of Switzerland

- Development of trimodal logistics hub
- Navigation Authority BS/BL/AG
- Development of infrastructure acc. to the Landlord Model (suprastructure is financed by private enterprises with long-term licensing agreements)

Finances

The 2015 Profit and Loss Statement

	CHF
Operating revenues	23 561 429
Operating costs	-14 215 276
Operating profit before financial expenses	9 346 153
Financial expenses	-1 307 349
Net profits ¹	8 038 804

¹ Flexible building lease charge paid to cantonal owner

The 2015 Balance Sheet

Assets	CHF
Current assets	21 097 752
Fixed assets	80 482 339
Total assets	101 580 092
Liabilities	CHF
Outside capital	3 398 377
Own capital	98 181 715
Total liabilities	101 580 092



Port of Switzerland
Hochbergerstrasse 160
P.O. Box
CH-4019 Basel
Tel. +41 61 639 95 95
Fax +41 61 639 95 13
info@portof.ch
www.portof.ch

Editors Office:
Port of Switzerland
Realization: VischerVettiger, Basel
Printed by: Kreis Druck AG, Basel
Pictures by: Port of Switzerland
Published: 2016



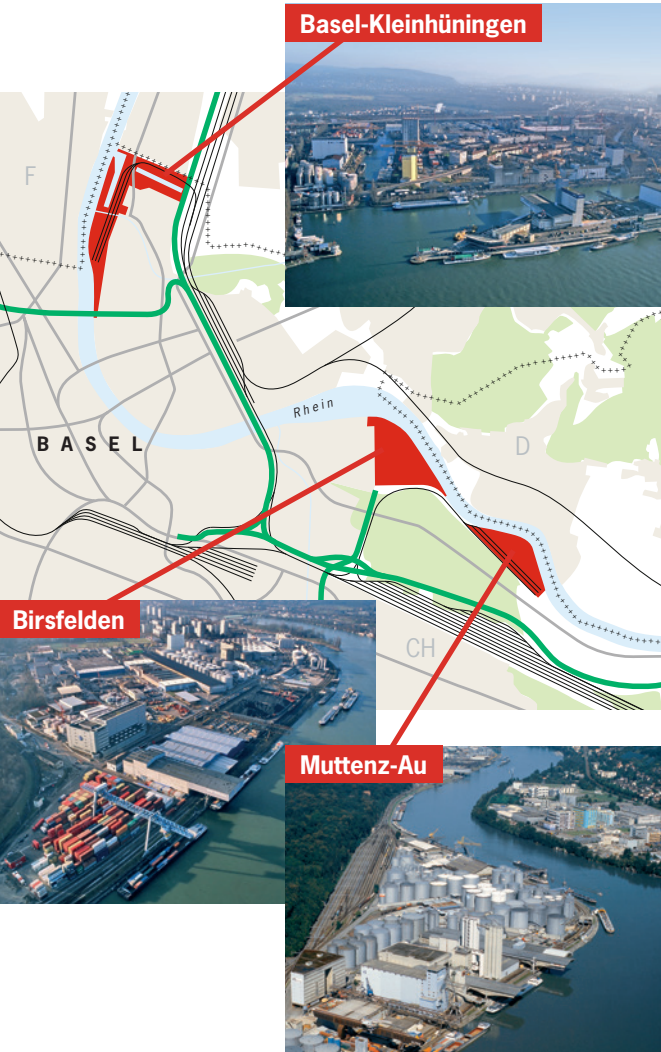
Port of Switzerland

Facts & Figures 2015



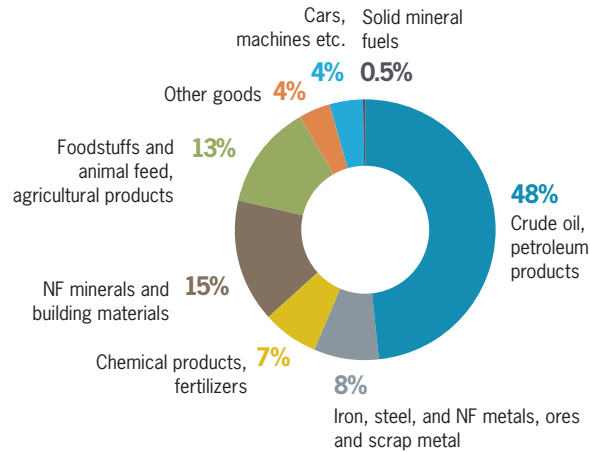
Port locations

The Port of Switzerland comprise the national transport hub in the freight corridor between Rotterdam, Basel and Genoa. Our three ports, Basel-Kleinhüningen, Birsfelden and Muttentz, handle six million tons of goods and more than 100 000 containers – 12% of all Swiss imports. Every third litre of mineral oil and one in four containers are handled by the Rhine port terminals. Excellent connections by rail and road allow the transport of all kinds of goods. In total, 80 port companies provide storage capacity for containers and bulk, and general and liquid cargo.

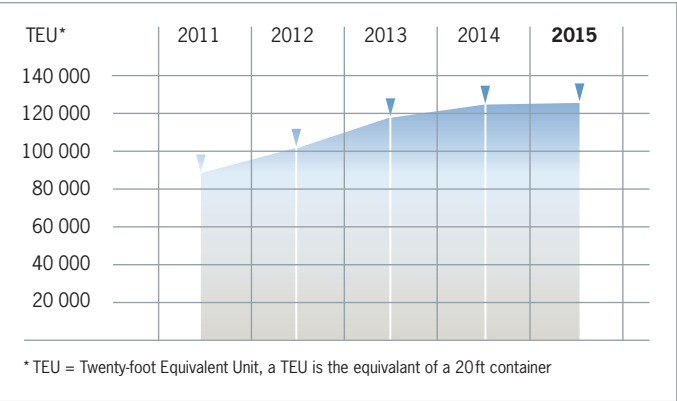


Traffic on the Rhine

Import and export in tons	2015/t	2014/t	Δ%
Crude oil, petroleum products	3045359	2316856	-31.4%
Iron, steel, and NF metals, ores and scrap metal	517471	568510	-9.0%
Chemical products, fertilizers	444455	512453	-13.3%
NF minerals and building materials	983901	1194110	-17.6%
Foodstuffs and animal feed, agricultural products	813985	856153	-4.9%
Other goods	228056	246478	-7.5%
Cars, machines etc.	235554	259068	-9.1%
Solid mineral fuels	65057	28462	128.6%
Total	6333838	5982090	5.9%



Container traffic 2011–2015



Modal Split

	t	+/- VJ %	Split %
Rail	4314538	9.3	62.96
Road	2538168	-9.5	37.04
Total	6852706	1.5	100.0

Port Railways (operations)

	no. of trains	no. of wagons
Incoming trains	6504	82 004
Outgoing trains	6504	81 561
Total	13008	163565

Port Railways (tonnage)

	incoming	outgoing	Total
Kleinhüningen	390411	878090	1268501
Birsfelden/Auhafen	850526	2195511	3046037
Total	1240937	3073601	4314538

Rhine Ships Under Swiss Flag 2011–2015

Ships	2015	2014	2013	2012	2011
Barges	70	70	69	74	73
Tug and push boats	8	9	6	7	7
Passenger ships					
– Day trip ships	6	6	6	6	6
– Cabin ships	116	99	77	66	55
Other ships/special ships	12	11	12	14	14
Total Swiss fleet	212	195	170	167	155

Passenger Cruising

International passenger cruises, upstream, downstream and no. of beds		
	2015	2014
Upstream traffic	706	488
Downstream traffic	706	488
No. of passengers	222 896	154 344

Regional cruising, no. of passengers			
	2015	2014	Δ%
Regular trips	55774	58146	-4.1
Entertainment trips	15869	16640	-4.6
Charter trips	18545	17901	3.6
Total	90188	92687	-2.7

Tasks and objectives of the Port of Switzerland

Port of Switzerland – the national and international logistics gateway to the world: one in three litres of heating oil and one in four containers are transported by ship.

→ We are responsible for securing a functional, future-oriented transport infrastructure (ship-rail-road) for the ports and waterways of Basel-Rheinfelden.

The national Rhine navigation authority for the monitoring of commercial shipping traffic and ship registration, ship personnel, patents and checks.

→ Our services ensure safety on the Rhine and on board ship.

Site development to promote trimodal port logistics.

→ We provide economic and operational added value for the cantonal owners (Basel-Country and Basel-City), as well as the regional and national business location.

Importance of Port of Switzerland for the economy and country supplies

The Rhine is a gateway to the world

- secure and free access to the sea under international law (Mannheimer Akte)
- the Rotterdam and Antwerp sea ports can be reached in three to four days

The ports ensure adequate supplies

- oil depots for 1 250 000m³ of fuel
- grain silos for 270 million loaves of bread

The Basel logistics region

- 1000 companies with over 16 000 employees
- 40% of Swiss trade pass the Basel region