

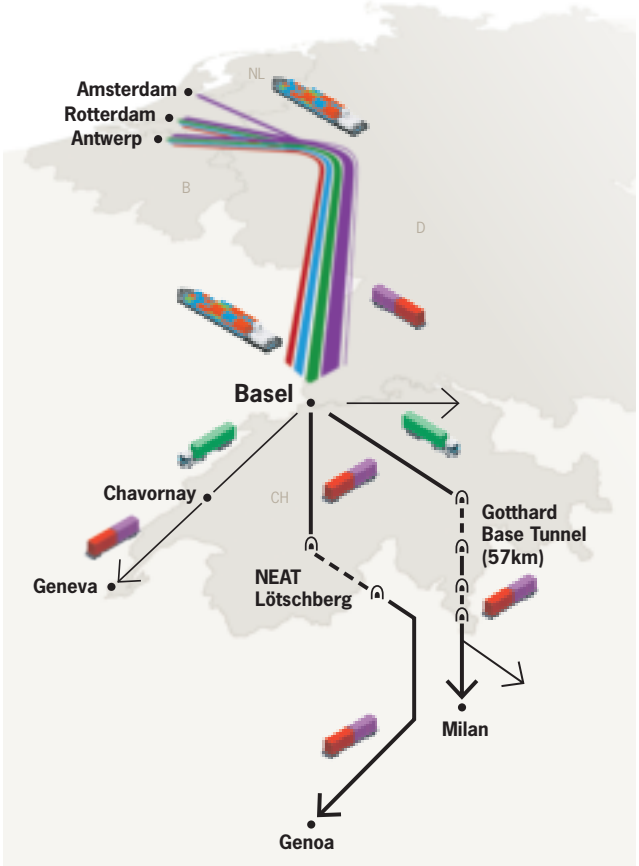
# Worldwide Connected

## Containernetwork

Ship departures:		
Contargo	4 × per week	www.contargo.net
Danser	3 × per week	www.danser.ch
Blue Arrow Line	2 × per week	www.bluearrowline.ch
Tango Shipping Line	2 × per week	www.tangoshippingline.ch
Others	1–3 × per week	

Train departures:		
Contargo (via Emmerich)	3 × per week	www.contargo.net

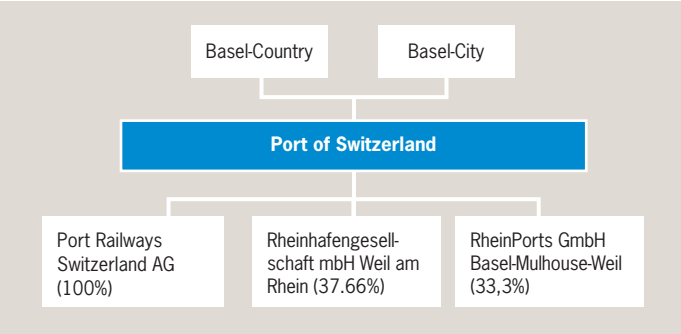
## Freight corridor Rotterdam–Basel–Genoa



## Corporate Bodies of Port of Switzerland

Board of Administration	Management
<b>Dr. Benedikt Weibel</b> , President	<b>Hans-Peter Hadorn</b> , Director
<b>Thomas Weber</b> , Vice President (Canton BL)	<b>Martin Nusser</b> , Ass. Director, Head Finances and Administration
<b>Christoph Brutschin</b> , Member (Canton BS)	<b>Roland Blessinger</b> , Head Quality Management, International Affairs and Law
<b>Martin Dätwyler</b> , Member	<b>Michael Lyons</b> , Head Manager Navigation and Port Operations
<b>Jürg Rämi</b> , Member	<b>Sabine Villabruna</b> , Head Sites and Port Railways
<b>Alexandra Mungenast</b> , Secretary	

## Company and Owner Structure



### Mandate of Port of Switzerland

- Development of trimodal logistics hub
- Navigation Authority BS/BL/AG
- Development of infrastructure acc. to the Landlord Model (suprastructure is financed by private enterprises with long-term licensing agreements)

## Finances

### The 2016 Profit and Loss Statement

	CHF
Operating revenues	24 030 666
Operating costs	-15 098 532
Operating profit before financial expenses	8 932 134
Financial expenses	800 000
Net profits <sup>1</sup>	8 132 134

<sup>1</sup> Flexible building lease charge paid to cantonal owner

### The 2016 Balance Sheet

Assets	CHF
Current assets	15 839 654
Fixed assets	86 997 004
Total assets	102 836 658

Liabilities	CHF
Outside capital	4 162 809
Own capital	98 673 849
Total liabilities	102 836 658



Port of Switzerland

# Facts & Figures 2016

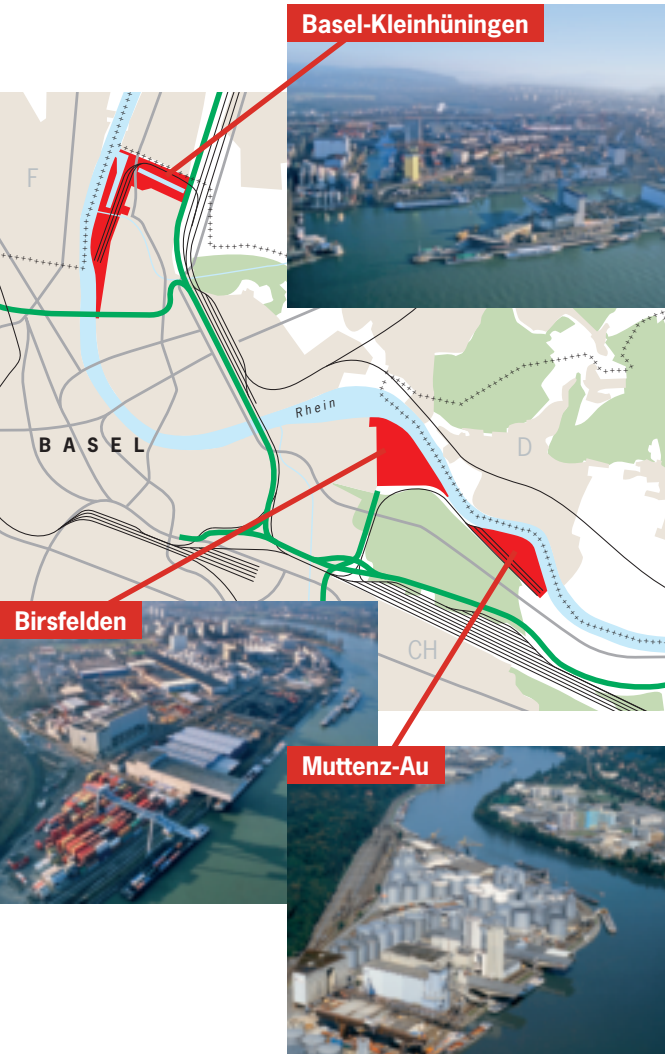


**Port of Switzerland**  
Hochbergerstrasse 160  
P.O. Box  
CH-4019 Basel  
T +41 61 639 95 95  
info@portof.ch  
www.portof.ch

Editors Office:  
Port of Switzerland  
Realization: VischerVettiger, Basel  
Printed by: Kreis Druck AG, Basel  
Pictures by: Port of Switzerland  
Published: 2016

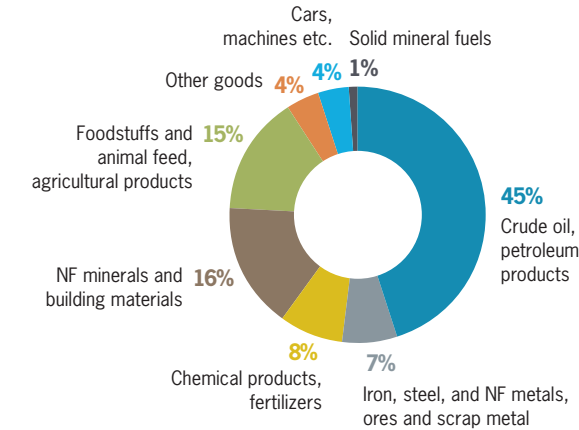
# Port locations

The Port of Switzerland comprise the national transport hub in the freight corridor between Rotterdam, Basel and Genoa. Our three ports, Basel-Kleinhüningen, Birsfelden and Muttenz, handle six million tons of goods and more than 100 000 containers – 12% of all Swiss imports. Every third litre of mineral oil and one in four containers are handled by the Rhine port terminals. Excellent connections by rail and road allow the transport of all kinds of goods. In total, 80 port companies provide storage capacity for containers and bulk, and general and liquid cargo.

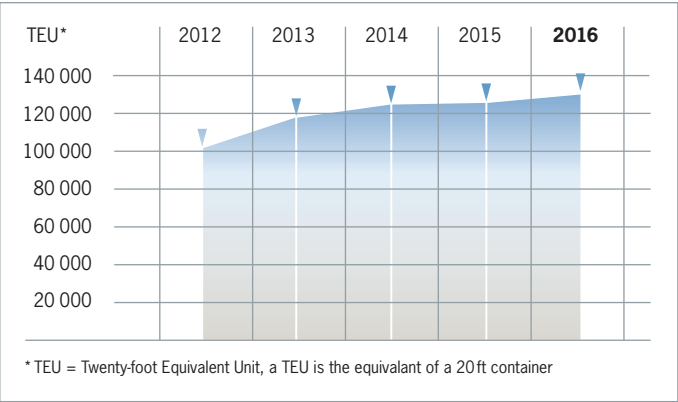


## Traffic on the Rhine

Import and export in tons	2016/t	2015/t	Δ%
Crude oil, petroleum products	2649441	3045359	-13.0%
Iron, steel, and NF metals, ores and scrap metal	437411	517471	-15.5%
Chemical products, fertilizers	472582	444455	6.3%
NF minerals and building materials	925806	983901	-5.9%
Foodstuffs and animal feed, agricultural products	863745	813985	6.1%
Other goods	260396	228056	14.2%
Cars, machines etc.	255947	235554	8.7%
Solid mineral fuels	31175	65057	-52.1%
Total	5896503	6333838	-6.9%



## Container traffic 2012–2016



## Modal Split

	t	+/- VJ %	Split %
Rail	3812506	-11.6	62.5
Road	2287355	-9.9	37.5
Total	6099861	-11.0	100.0

## Port Railways (operations)

	no. of trains	no. of wagons
Incoming trains	6869	75294
Outgoing trains	6868	73034
Total	13737	148328

## Port Railways (tonnage)

	incoming	outgoing	Total
Kleinhüningen	395651	830959	1226610
Birsfelden/Auhafen	726724	1859172	2585896
Total	1122375	2690131	3812506

## Rhine Ships Under Swiss Flag 2012–2016

Ships	2016	2015	2014	2013	2012
Barges	64	70	70	69	74
Tug and push boats	10	8	9	6	7
Passenger ships					
– Day trip ships	6	6	6	6	6
– Cabin ships	129	116	99	77	66
Other ships/special ships	10	12	11	12	14
Total Swiss fleet	219	212	195	170	167

## Passenger Cruising

International passenger cruises, upstream, downstream and no. of beds

	2016	2015
Upstream traffic	749	705
Downstream traffic	749	705
No. of beds	224438	222896

Regional cruising, no. of passengers

	2016	2015	Δ%
Regular trips	56750	55774	1,7
Entertainment trips	16769	15869	5,7
Charter trips	19231	18545	3,7
Total	92750	90188	2,8

# Mission and objectives of the Port of Switzerland

Port of Switzerland – the national and international logistics gateway to the world: one in three litres of heating oil and one in four containers are transported by ship.

→ We are responsible for securing a functional, future-oriented transport infrastructure (ship-rail-road) for the ports and waterways of Basel-Rheinfelden.

The national Rhine navigation authority for the monitoring of commercial shipping traffic and ship registration, ship personnel, patents and checks.

→ Our services ensure safety on the Rhine and on board ship.

Site development to promote trimodal port logistics.

→ We provide economic and operational added value for the cantonal owners (Basel-Country and Basel-City), as well as the regional and national business location.

## Importance of Port of Switzerland for the economy and country supplies

The Rhine is a gateway to the world

- secure and free access to the sea under international law (Mannheimer Akte)
- the Rotterdam and Antwerp sea ports can be reached in three to four days

The ports ensure adequate supplies

- oil depots for 1 250 000m³ of fuel
- grain silos for 270 million loaves of bread

The Basel logistics region

- 1000 companies with over 16 000 employees
- 40% of Swiss trade pass the Basel region