

# Worldwide Connected

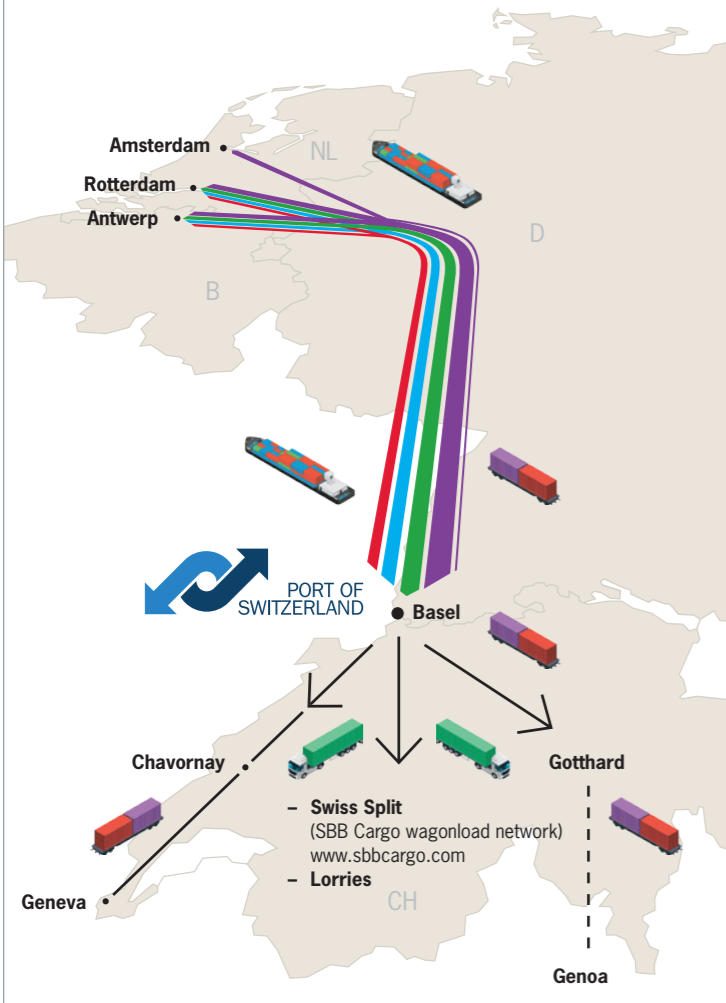
## Containernetwork

### Ship departures:

<b>Contargo</b>	4 x per week	<a href="http://www.contargo.net">www.contargo.net</a>
<b>Danser</b>	3 x per week	<a href="http://www.danser.ch">www.danser.ch</a>
<b>Blue Arrow Line</b>	2 x per week	<a href="http://www.bluearrowline.ch">www.bluearrowline.ch</a>
<b>Tango Shipping Line</b>	2 x per week	<a href="http://www.tangoshippingline.ch">www.tangoshippingline.ch</a>
<b>Übrige</b>	1–3 x per week	

### Train departures:

<b>Contargo</b> (via Emmerich)	3 x per week	<a href="http://www.contargo.net">www.contargo.net</a>
--------------------------------	--------------	--



## Corporate Bodies of Port of Switzerland

### Board of Administration

**Dr. Benedikt Weibel**, President

**Thomas Weber**, Vice President  
(Canton BL)

**Christoph Brutschin**, Member  
(Canton BS)

**Martin Dätwyler**, Member

**Jürg Rämi**, Member

**Alexandra Mungenast**, Secretary

### Management

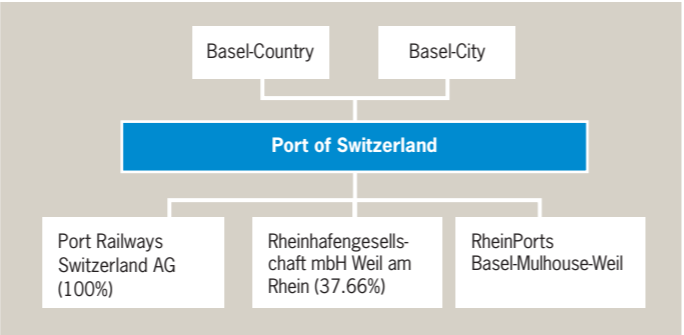
**Hans-Peter Hadorn**, Director

**Martin Nusser**, Ass. Director,  
Head Finances and Administration

**Roland Blessinger**, Head Navigation  
and Port Operations

**Sabine Villabruna**, Head Sites and  
Port Railways

## Company and Owner Structure



### Mandate of Port of Switzerland

- Development of trimodal logistics hub
- Navigation Authority BS/BL/AG
- Development of infrastructure acc. to the Landlord Model (suprastructure is financed by private enterprises with long-term licensing agreements)

## Finances

### The 2014 Profit and Loss Statement

	CHF
Operating revenues	23 833 010
Operating costs	-14 551 526
Operating profit before financial expenses	9 281 484
Full funding of pension plan	-961 000
Net profits <sup>1</sup>	8 320 484

<sup>1</sup> Flexible building lease charge paid to cantonal owner

### The 2014 Balance Sheet

Assets	CHF
Current assets	21 340 361
Fixed assets	80 539 181
Total assets	101 879 541
Liabilities	CHF
Outside capital	3 826 630
Own capital	98 052 911
Total liabilities	101 879 541

**Port of Switzerland**  
Hochbergerstrasse 160  
CH-4057 Basel  
Tel. +41 61 639 95 95  
Fax +41 61 639 95 13  
[info@portof.ch](mailto:info@portof.ch)  
[www.port-of-switzerland.ch](http://www.port-of-switzerland.ch)



Editors Office:  
Port of Switzerland  
Realization: VischerVettiger, Basel  
Printed by: Kreis Druck AG, Basel  
Pictures by: Port of Switzerland  
Published: 2015

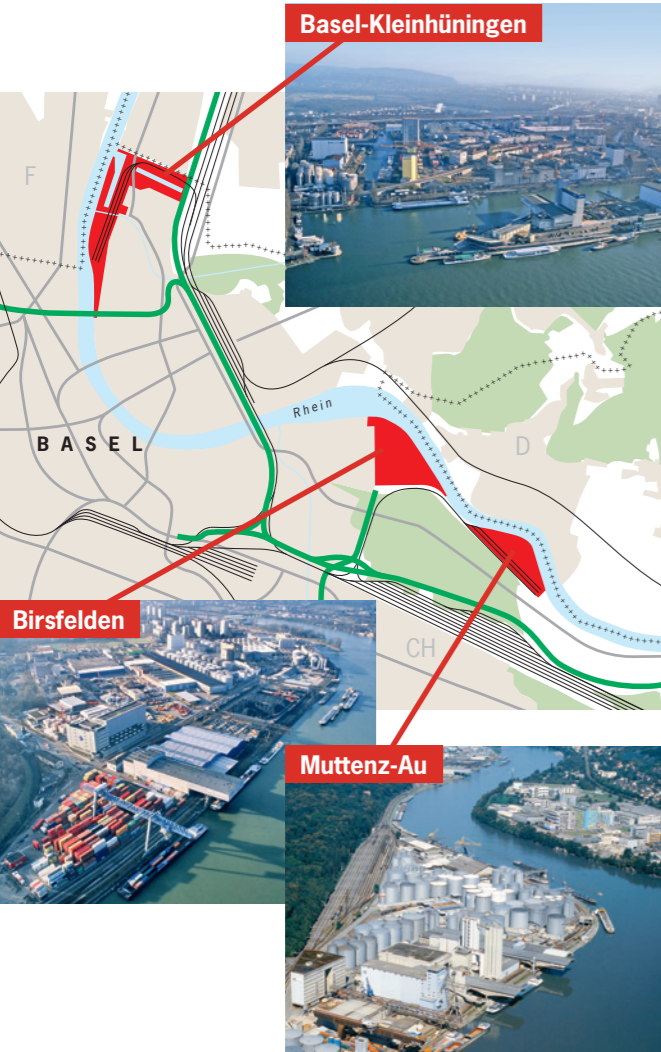


Port of Switzerland

# Facts & Figures 2014

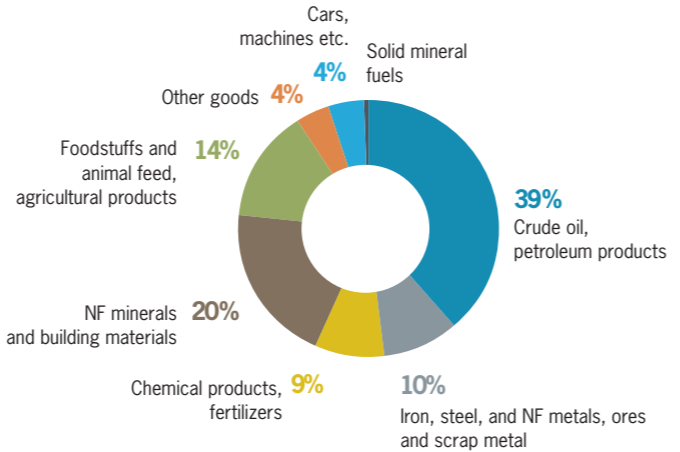
# Port locations

The Port of Switzerland comprise the national transport hub in the freight corridor between Rotterdam, Basel and Genoa. Our three ports, Basel-Kleinhüningen, Birsfelden and Muttentz, handle six million tons of goods and more than 100 000 containers – 12% of all Swiss imports. Every third litre of mineral oil and one in four containers are handled by the Rhine port terminals. Excellent connections by rail and road allow the transport of all kinds of goods. In total, 80 port companies provide storage capacity for containers and bulk, and general and liquid cargo.

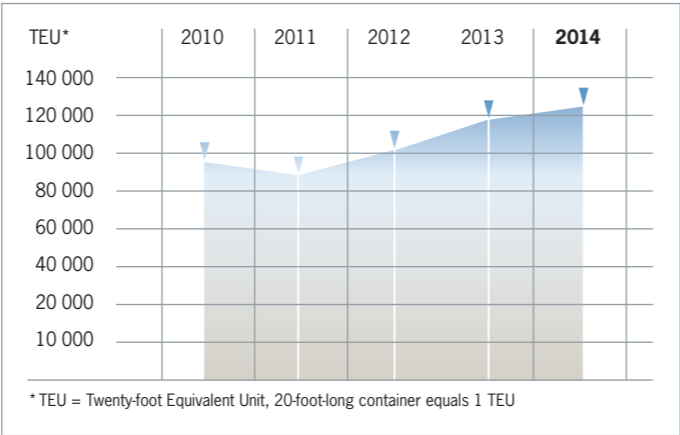


## Traffic on the Rhine

Import and export in tons	2014/t	2013/t	Δ%
Crude oil, petroleum products	2316856	3303737	-29.9%
Iron, steel, and NF metals, ores and scrap metal	568510	552258	2.9%
Chemical products, fertilizers	512453	532973	-3.9%
NF minerals and building materials	1194110	956271	24.9%
Foodstuffs and animal feed, agricultural products	856153	902228	-5.1%
Other goods	246478	236518	4.2%
Cars, machines etc.	259068	233988	10.7%
Solid mineral fuels	28462	111711	-74.5%
Total	5982090	6829684	-12.4%



## Container traffic 2010–2014



## Modal Split

	t	+/- VJ %	Anteil %
Rail	3948306	-15.6	58.5
Road	2804354	-1.7	41.5
Total	6752660	-10.4	100.0

## Port Railways (operations)

	no. of trains	no. of wagons
Incoming trains	6496	75 661
Outgoing trains	6496	75 972
Total	12992	151 633

## Port Railways (tonnage)

	incoming	outgoing	Total
Kleinhüningen	434 527	989 813	1 424 340
Birsfelden/Auhafen	926 967	1 596 999	2 523 966
Total	1 361 494	2 586 812	3 948 306

## Rhine Ships Under Swiss Flag 2010–2014

Ships	2014	2013	2012	2011	2010
Barges	70	69	74	73	74
Tug and push boats	9	6	7	7	6
Passenger ships					
– Day trip ships	6	6	6	6	6
– Cabin ships	99	77	66	55	49
Other ships/special ships	11	12	14	14	13
Total Swiss fleet	195	170	167	155	148

## Passenger Cruising

### International passenger cruises, no. of passengers\*

	2014	2013	Δ%
Upstream traffic	61738	56120	10.0
Downstream traffic	68596	59321	15.6
No. of passengers	130334	115441	12.9

\* Assumption

### Regional cruising, no. of passengers

	2014	2013	Δ%
Regular trips	58146	55881	4.1
Entertainment trips	16640	15026	10.7
Charter trips	17901	18413	-2.8
Total	92687	89320	3.8

# Tasks and objectives of the Port of Switzerland

Port of Switzerland – the national and international logistics gateway to the world: one in three litres of heating oil and one in four containers are transported by ship.

→ We are responsible for securing a functional, future-oriented transport infrastructure (ship-rail-road) for the ports and waterways of Basel-Rheinfelden.

The national Rhine navigation authority for the monitoring of commercial shipping traffic and ship registration, ship personnel, patents and checks.

→ Our services ensure safety on the Rhine and on board ship.

Site development to promote trimodal port logistics.

→ We provide economic and operational added value for the cantonal owners (Basel-Land and Basel-Stadt), as well as the regional and national business location.

## Importance of Port of Switzerland for the economy and country supplies

### The Rhine is a gateway to the world

- secure and free access to the sea under international law (Mannheimer Akte)
- the Rotterdam and Antwerp sea ports can be reached in three to four days

### The ports ensure adequate supplies

- oil depots for 1 250 000m<sup>3</sup> of fuel
- grain silos for 270 million loaves of bread

### The Basel logistics region

- 1000 companies with over 16 000 employees
- 40% of Swiss trade pass the Basel region