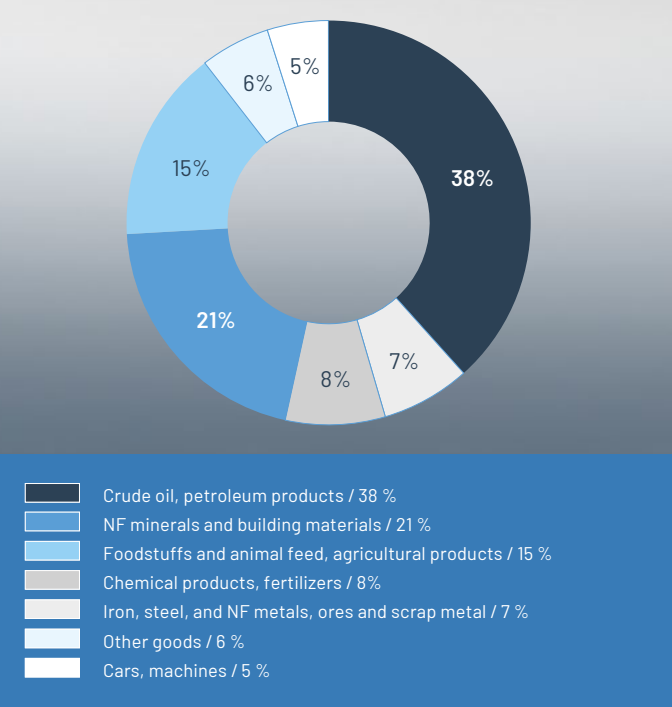
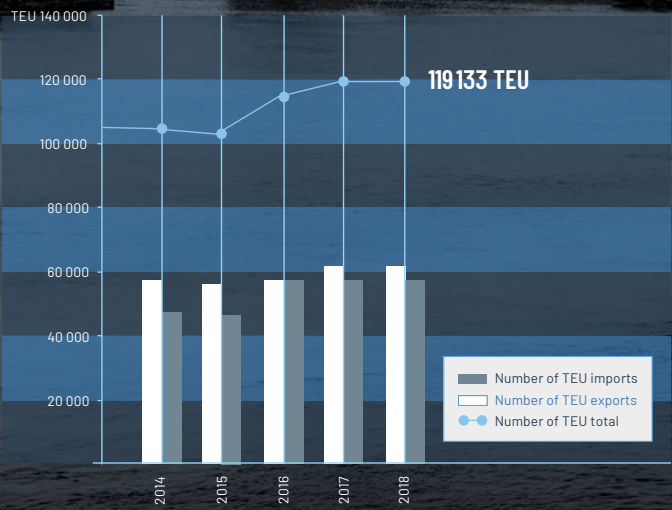


IMPORT AND EXPORT ON THE RHINE  
BY CATEGORY OF GOODS



CONTAINER TRAFFIC 2014-2018



MISSION AND OBJECTIVES

**Port of Switzerland – the national and international logistics gateway to the world: one in three litres of heating oil and one in four containers are transported by ship.**

➔ We are responsible for securing a functional, future-oriented transport infrastructure (ship-rail-road) for the ports and waterways of Basel-Rheinfelden.

**The national Rhine navigation authority for the monitoring of commercial shipping traffic and ship registration, ship personnel, patents and checks.**

➔ Our services ensure safety on the Rhine and on board the vessels.

**Site development to promote trimodal port logistics.**

➔ We provide added economic and operational value for the cantonal owners (Basel-Country and Basel-City) as well as the regional and national business location.

FINANCES

STATEMENT OF OPERATIONS 2018	CHF
Operating revenues	24 255 649
Operating costs	-15 376 941
Net profits <sup>1</sup>	8 878 708
<sup>1</sup> Flexible interests of lease rights to the cantons BL&BS before allocation of general statutory reserves.	

BALANCE SHEET 2018 / ASSETS	CHF
Current assets	15 620 583
Fixed assets	87 951 596
Total assets	103 572 179

BALANCE SHEET 2018 / LIABILITIES	CHF
Outside capital	3 288 085
Own capital	100 284 094
Total liabilities	103 572 179

CORPORATE BODIES

**BOARD OF ADMINISTRATION**

**Dr. Benedikt Weibel**, President

**Thomas Weber**, Vice President (Canton BL)

**Christoph Brutschin**, Member (Canton BS)

**Martin Dätwyler**, Member

**Jürg Rämi**, Member

**Alexandra Mungenast**, Secretary

**MANAGEMENT**

**Hans-Peter Hadorn**, Director

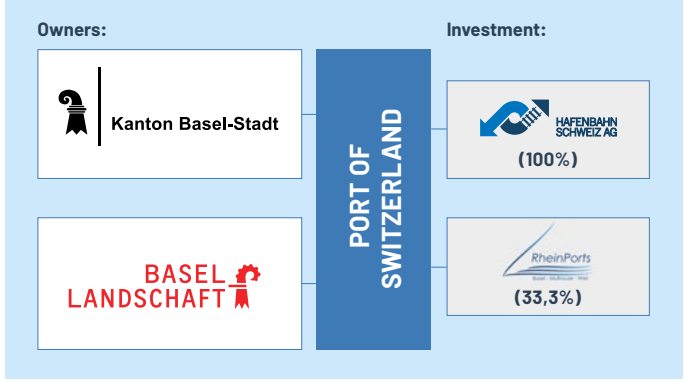
**Martin Nusser**, Asst. Director, Head of Finances and Administration

**Roland Blessinger**, Head of Quality Management, International Affairs & Law

**Daniel Kofmel**, Head Manager Navigation and Port Operations

**Sabine Villabruna**, Head Sites and Port Railways

COMPANY AND OWNERSHIP STRUCTURE



SIGNIFICANCE FOR THE NATIONAL ECONOMY AND ALL BASIC ECONOMIC SUPPLY

**The ports ensure adequate supplies**

- oil depots for 1 250 000m<sup>3</sup> of fuel
- grain silos for 270 millions loaves of bread

**The Basel logistics region**

- 1000 companies with over 16 000 employees
- 40% of Swiss trade passes through the Basel region



**Imprint**

Editors Office:  
Port of Switzerland


Design:  
KUCK UCK – Agentur für Kommunikation, Basel

Printed by:  
Werner Druck & Medien AG, Basel

Pictures by:  
Patrik Walde, VVH-Basel, Port of Switzerland

Port of Switzerland  
Hochbergerstrasse 160  
Postfach  
CH-4019 Basel

Tel.: +41 61 639 95 95  
E-Mail: info@portof.ch  
Internet: www.port-of-switzerland.ch



**FACTS & FIGURES 2018**  
Port of Switzerland

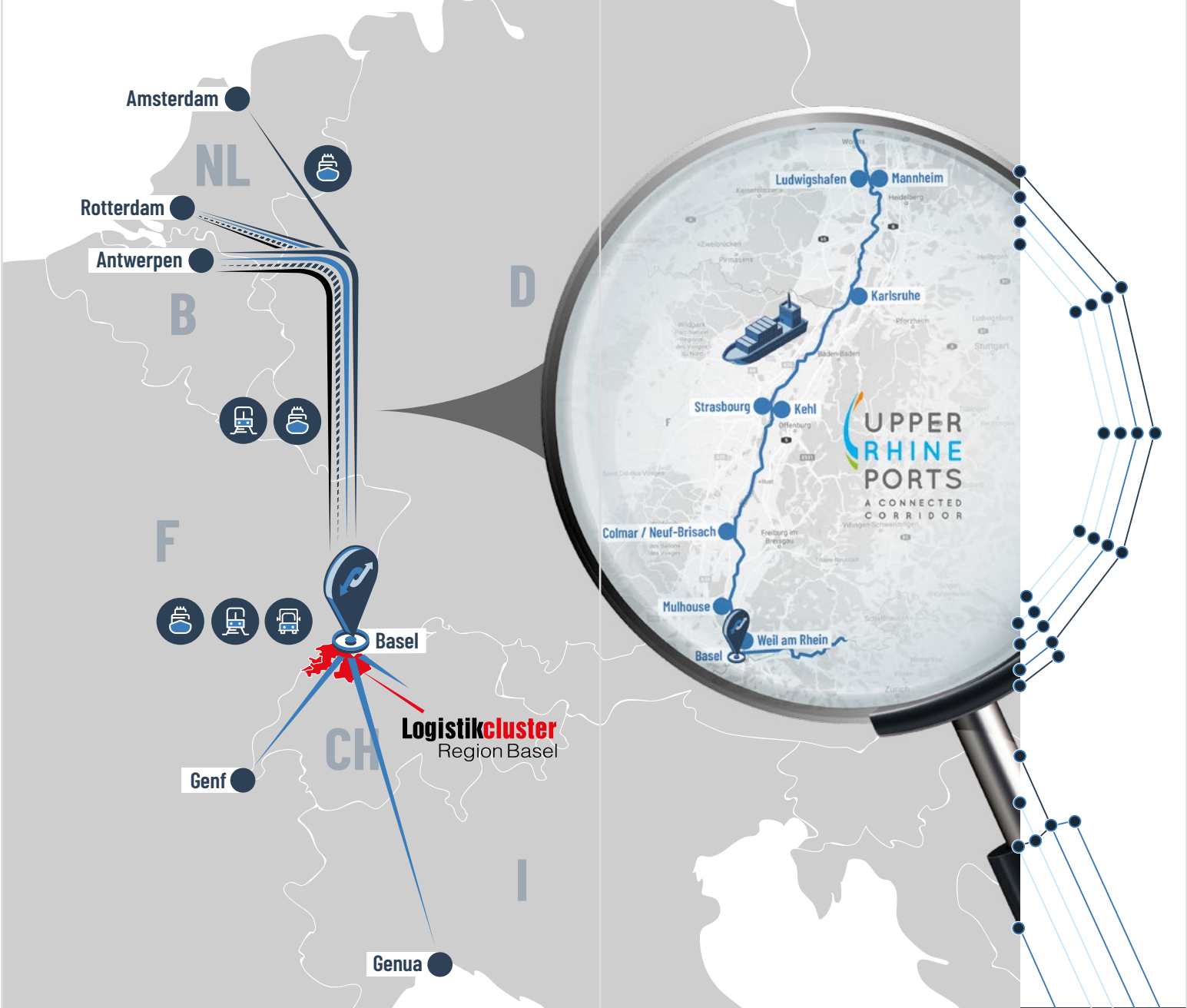
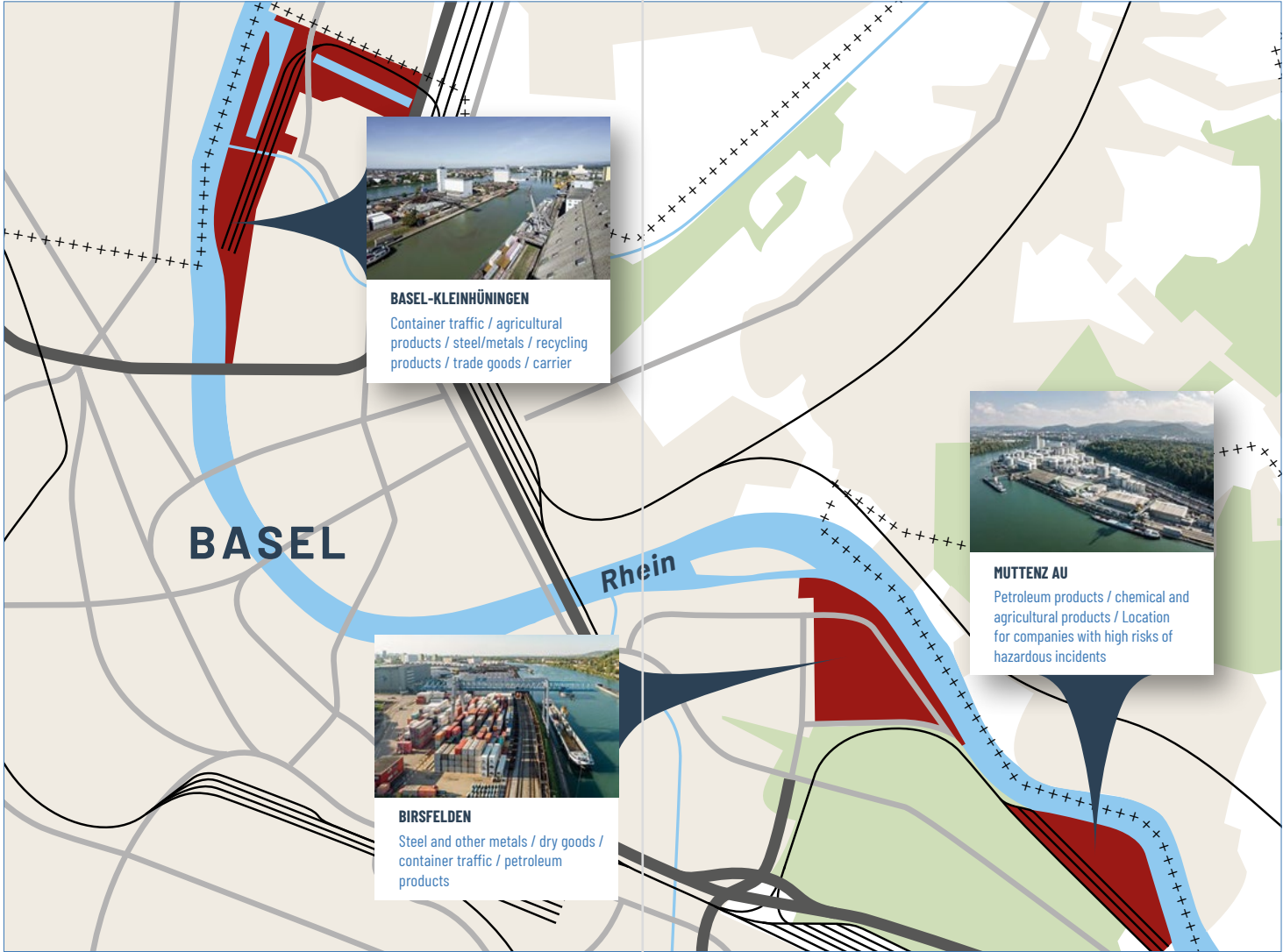
**Port of Switzerland**  
Basel | Birsfelden | Muttenz  
www.port-of-switzerland.ch



# PORT LOCATIONS

The Port of Switzerland is the national transport hub in the freight corridor between Rotterdam, Basel and Genoa. Our three ports, Basel-Kleinhüningen, Birsfelden and MuttENZ, handle five million tons of goods and more than 100 000 containers per year – 10 % of all Swiss imports. Every third litre of mineral oil and one in four

containers are handled by the Rhine port terminals. Excellent connections by rail and road allow the transport of all kinds of goods. In total, 80 port companies provide storage capacity for containers as wells as bulk, liquid and general cargo.



TRADE HUB FOR THE FREIGHT CORRIDOR  
ROTTERDAM-BASEL-GENOA | 10 % OF ALL  
SWISS IMPORTS | 80 COMPANIES | 3000 JOBS

119 133<sup>TEU</sup>  
CONTAINER TRAFFIC  
ON WATERWAY

963  
ARRIVALS OF RIVER  
CRUISE SHIPS

4 697 981<sup>t</sup>  
CARGO HANDLING  
ON WATERWAY

245  
RHINE SHIPS UNDER  
SWISS FLAG

2 756 166<sup>t</sup>  
CARGO TRANSPORT  
BY RAIL

8 440 000<sup>CHF</sup>  
FLEXIBLE INTERESTS OF LEASE  
RIGHTS TO THE CANTONS BL & BS

## WORLDWIDE CONNECTED

[www.upper-rhine-ports.eu](http://www.upper-rhine-ports.eu)  
[www.logistikcluster-regionbasel.ch](http://www.logistikcluster-regionbasel.ch)

FURTHER STATISTICS ABOUT THE  
PORT OF SWITZERLAND CAN BE  
FOUND ON THE WEBSITE

